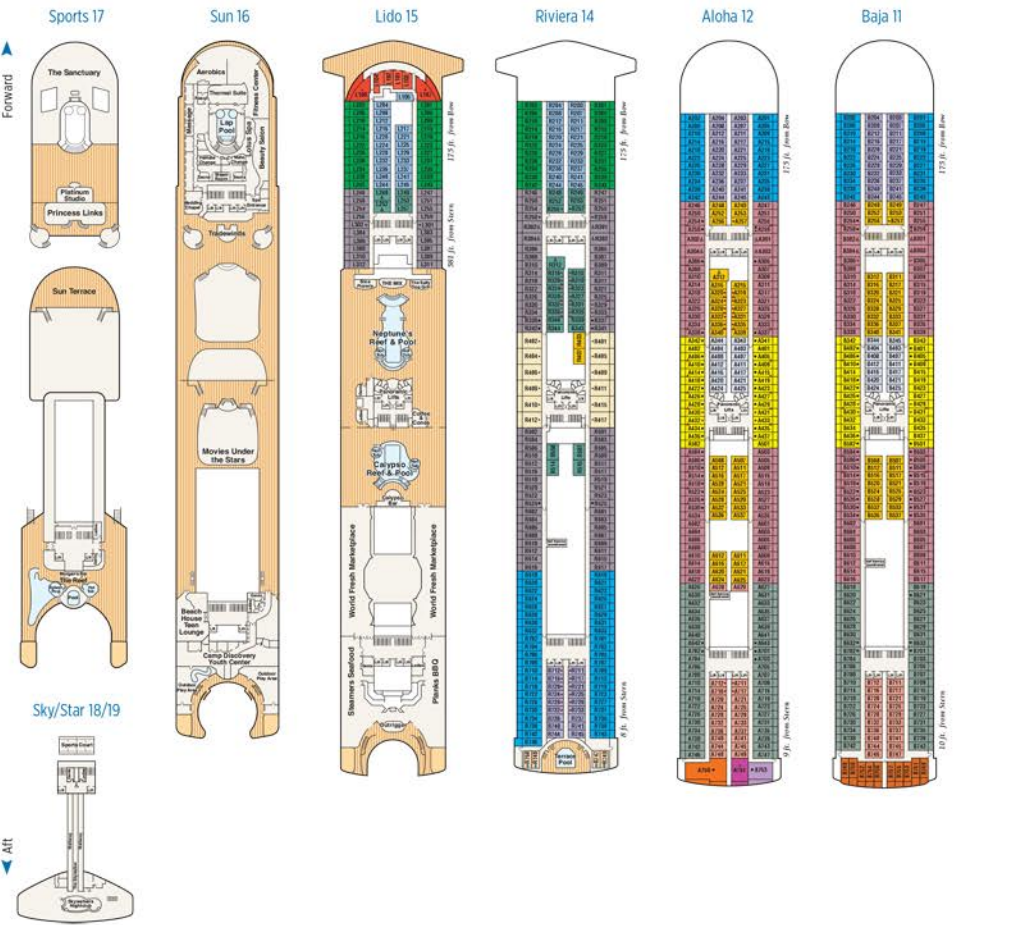
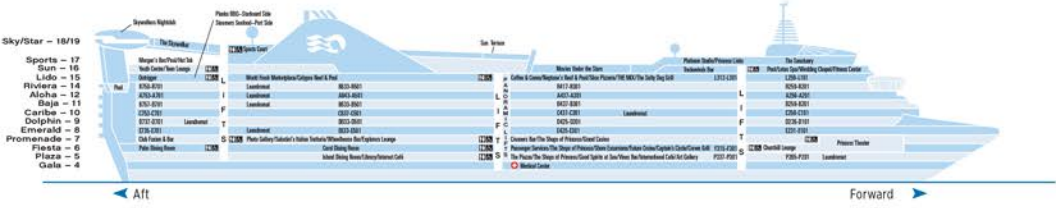
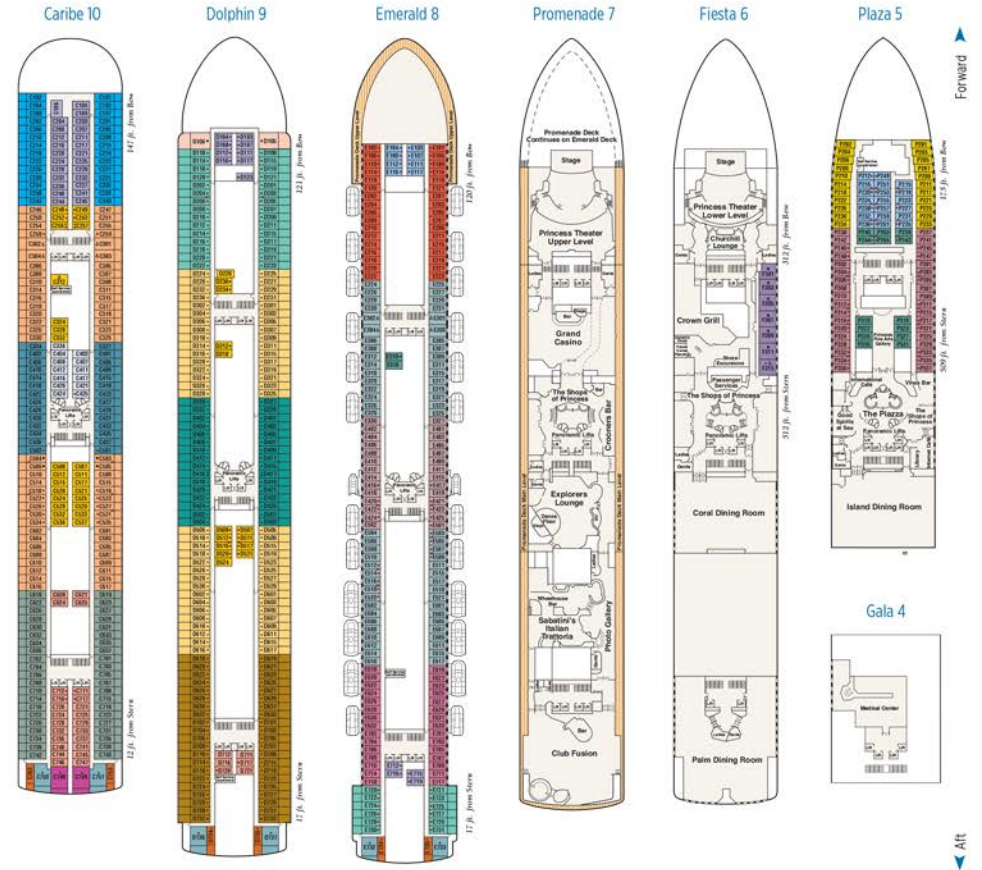


Guest Capacity: 3,140
Length: 952 ft.
Gross Tonnage: 112,894
Inaugural Cruise: April 3, 2004
Christened by: Jill Whelan ("Vicki" from The Love Boat)



- Stateroom Description**
- SUITE**
 - 11 Grand suite Alt (Aloha)
 - 12 Owner's suite Alt (Aloha)
 - 13 Penthouse suite Alt (Aloha, Caribe)
 - 14 Penthouse suite Mid-ship (Riviera)
 - 15 Premium suite Forward (Lido)
 - 16 Vista suite Alt (Caribe, Dolphin, Emerald)
 - 17 Window suite no balcony Mid-forward (Fiesta)
 - 18 Two-bedroom family suite Forward (Dolphin)
 - CLUB CLASS MINI-SUITE**
 - 19 Premium Mid-ship (Dolphin)
 - MINI-SUITE**
 - 20 Mid-forward, Mid-aft (Dolphin)
 - 21 Alt (Dolphin)
 - MINI-SUITE (CONT.)**
 - 22 Forward (Dolphin), Alt (Emerald)
 - BALCONY**
 - 23 Premium Mid-ship (Caribe)
 - 24 Premium Mid-forward, Mid-aft (Caribe)
 - 25 Premium Alt (Baja, Caribe, Dolphin, Emerald)
 - 26 Mid-ship (Aloha, Baja)
 - 27 Mid-forward, Mid-aft (Aloha, Baja)
 - 28 Mid-forward (Lido, Riviera), Mid-aft (Riviera)
 - 29 Alt (Aloha, Baja, Caribe)
 - 30 Forward (Aloha, Baja, Caribe), Alt (Riviera)
 - 31 Forward (Lido, Riviera)
 - OCEANVIEW**
 - 32 Mid-forward (Plaza)
 - 33 Portholes Alt (Riviera), Oceanview Alt (Emerald)
 - OCEANVIEW (CONT.)**
 - 34 Forward (Plaza)
 - 35 Obstructed view Mid-ship (Emerald)
 - 36 Obstructed view Mid-forward, Mid-aft (Emerald)
 - 37 Obstructed view Alt (Emerald)
 - 38 Obstructed view Forward (Lido, Emerald)
 - INTERIOR**
 - 39 Mid-ship (Aloha, Baja, Caribe)
 - 40 Mid-forward, Mid-aft (Aloha, Baja, Caribe, Dolphin), Mid-ship (Riviera)
 - 41 Mid-forward (Lido, Riviera, Emerald, Plaza), Mid-aft (Riviera)
 - 42 Alt (Aloha, Baja, Caribe, Dolphin)
 - 43 Forward (Aloha, Baja, Caribe, Dolphin), Alt (Riviera, Emerald)
 - 44 Forward (Lido, Riviera, Emerald, Plaza)



Note: Some areas of the ship are not accessible to wheelchairs and scooters. Distances shown are from the bow (forward) or stern (aft) to the nearest stateroom. Certain stateroom categories may vary in size and configuration by ship. Stateroom views are considered unobstructed. Obstructions do not include certain nautical items like handrails, dividers or ship hardware. For balcony staterooms, the view is determined from the perspective of the balcony railing. Balconies may have either solid steel or glass railings. Upper berth and bed ladder capacities are 250 lbs. Staterooms that can accommodate rollaways have two lower berths and one upper berth, and the staterooms can accommodate a fourth berth as a rollaway bed upon request at time of reservation. There are a limited number of rollaway beds per ship, per voyage. Use of rollaway beds restricts cabin space. Call 1.800.774.6237 for more information.

