

ACCOMMODATIONS SYMBOL LEGEND

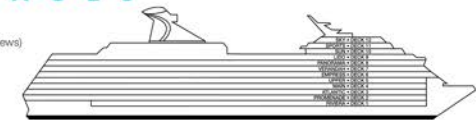
- ★ 2 Twin Beds (convert to King) and Single Sofa Bed
- 2 Twin Beds (convert to King) and 1 Upper Pullman
- 2 Twin Beds (convert to King) and 2 Upper Pullmans
- 2 Twin Beds (convert to King), Single Sofa Bed and 1 Upper Pullman
- † 2 Twin Beds (convert to King) and Double Sofa Bed

- ◁ Connecting staterooms (ideal for families and groups of friends)
- ◁ Unisex Wheelchair Accessible Restroom
- ◁ Staterooms with Picture Window instead of French Door: 4202, 4203, 4205, 4207.


- ⊘ All accommodations are non-smoking.
- Accessible staterooms are available for guests with disabilities. Please contact Guest Access Services at 1-800-438-6744 ext. 70025 for details, or visit <http://www.carnival.com/about-carnival/special-needs.aspx>.

CATEGORIES

- Interior
 - Interior with Window (obstructed views)
 - Ocean View
 - Balcony (obstructed views)
 - Extended Balcony
 - Aft-View Extended Balcony
- Premium Balcony (obstructed views)
- Premium Balcony
- Junior Suite
- Ocean Suite
- Vista Suite
- Grand Suite



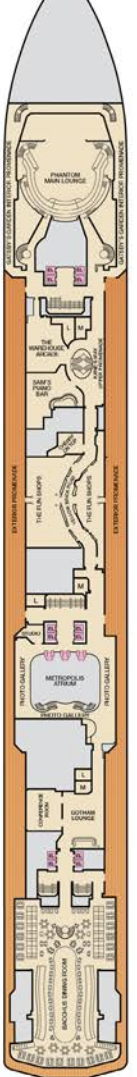
Gross Tonnage: 88,500 Length: 963 Feet Beam: 106 Feet
Cruising Speed: 22 Knots Guest Capacity: 2,124 (Double Occupancy)
Total Staff: 930 Registry: Panama



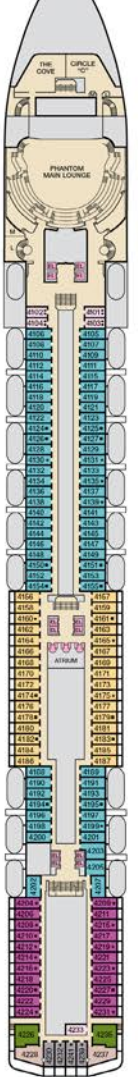
Riviera • Deck 1



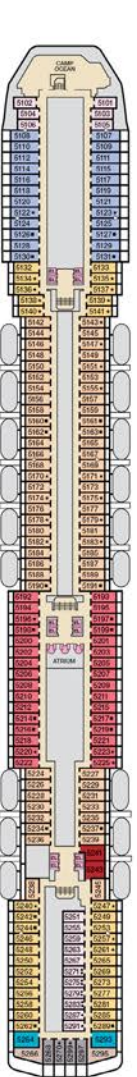
Promenade • Deck 2




Atlantic • Deck 3




Main • Deck 4




Upper • Deck 5



Empress • Deck 6



Verandah • Deck 7



Panorama • Deck 8



Lido • Deck 9



Sun • Deck 10



Sky • Deck 12



Forward Sports • Deck 11



Aft Sports • Deck 11



Sky • Deck 12