
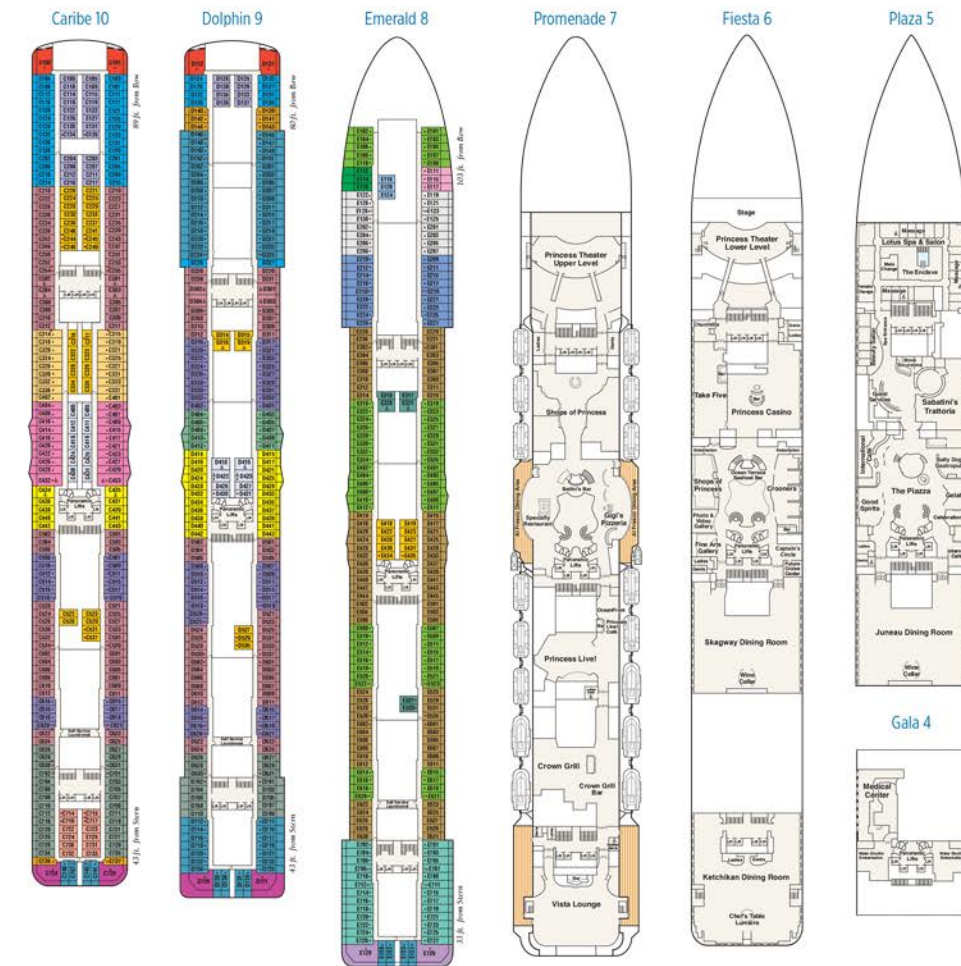
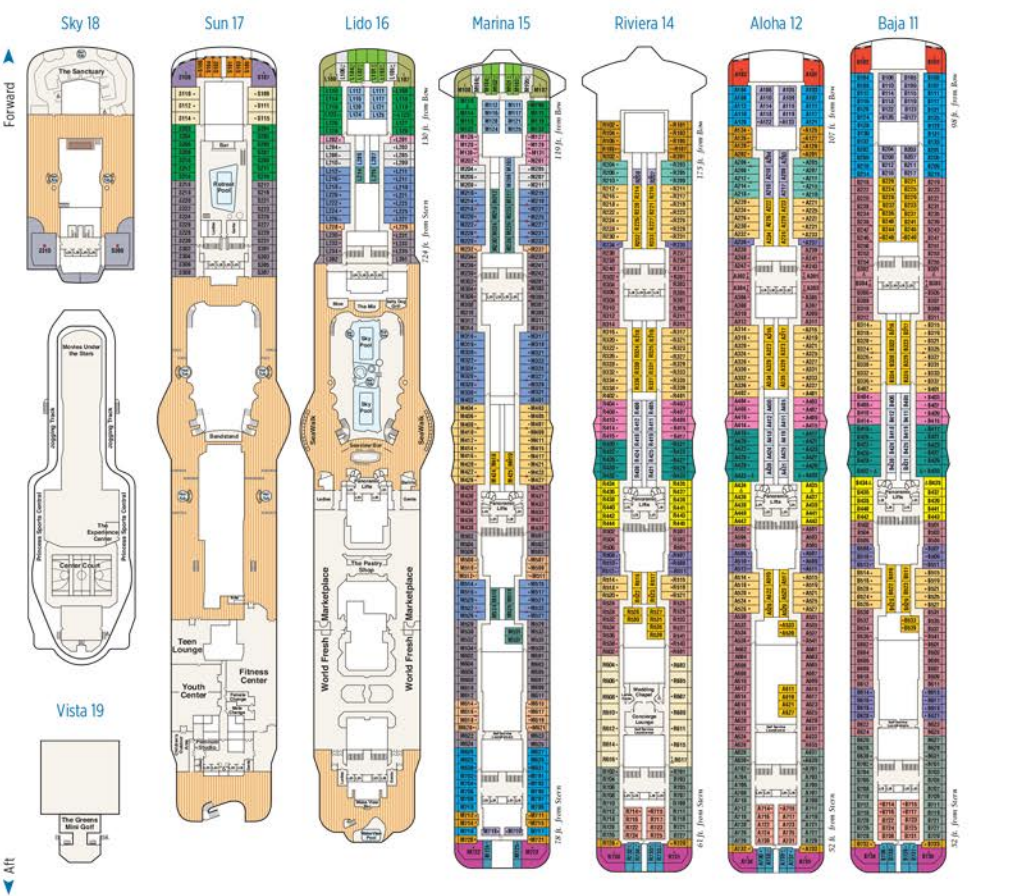


Guest Capacity: 3,660  
Length: 1,083 ft.  
Gross Tonnage: 144,650  
Inaugural Cruise: November 3, 2021  
Christened by: TBD



Stateroom Description

- SUITE**
- SR Sky suite** Mid-forward (Sky)
  - OW Owner's suite** Aft (Emerald)
  - PS Penthouse suite** Aft (Marina, Riviera, Aloha, Baja, Caribe, Dolphin)
  - S4 Premium suite** Mid-aft (Riviera), Forward (Sun)
  - PS Premium suite** Forward (Aloha, Baja, Caribe, Dolphin)
  - WS Window suite** no balcony Forward (Sun)
- CLUB CLASS MINI-SUITE**
- PM Premium** Mid-ship (Riviera, Aloha, Baja)
  - PP Premium** Forward (Lido, Marina)
- MINI-SUITE**
- MA Mid-ship** (Riviera, Aloha, Baja, Caribe)
  - MF Mid-forward, Mid-aft** (Riviera, Aloha, Baja, Caribe), Mid-ship (Marina)
  - ME Forward** (Lido, Marina, Emerald)
  - MO Obstructed view** Forward (Lido, Marina, Emerald), Mid-forward, Mid-ship, Mid-aft (Emerald)
- MINI-SUITE (CONT.)**
- MC Mid-forward** (Lido, Marina, Emerald), Mid-aft (Marina)
  - ME Forward** (Riviera, Aloha), Aft (Emerald)
  - MF Forward** (Lido, Marina, Emerald)
- DELUXE BALCONY**
- PA Premium Aft** (Marina, Riviera, Aloha, Baja, Caribe, Dolphin, Emerald), Forward, Mid-forward (Dolphin)
  - MA Mid-ship** (Dolphin)
  - MC Mid-forward** (Riviera, Aloha, Dolphin), Mid-aft (Riviera, Aloha, Baja, Caribe, Dolphin)
  - DC Mid-forward** (Lido, Marina), Mid-aft (Marina)
  - FC Forward** (Riviera, Aloha, Dolphin), Aft (Marina, Riviera, Aloha, Baja, Caribe)
  - FW Forward** (Lido, Marina, Emerald)
  - MO Obstructed view** Forward (Lido, Marina, Emerald), Mid-forward, Mid-ship, Mid-aft (Emerald)
- BALCONY**
- BA Mid-ship** (Riviera, Aloha, Baja, Caribe, Dolphin)
  - SB Mid-forward, Mid-aft** (Riviera, Aloha, Baja, Caribe, Dolphin), Mid-ship (Marina)
  - SC Mid-forward** (Sun, Lido, Marina), Mid-aft (Marina)
  - AF Aft** (Riviera, Aloha, Baja, Caribe, Dolphin), Aft (Marina)
  - FB Forward** (Riviera, Aloha, Baja, Caribe, Dolphin), Aft (Marina)
  - FC Forward** (Sun, Lido, Marina, Emerald)
  - MO Obstructed view** Mid-forward, Mid-ship, Mid-aft, Aft (Emerald)
- OUTSIDE**
- SO Premium** Forward (Sun)
- INTERIOR**
- IA Mid-ship** (Riviera, Aloha, Baja, Caribe, Dolphin)
- INTERIOR (CONT.)**
- IB Mid-forward, Mid-aft** (Riviera, Aloha, Baja, Caribe, Dolphin), Mid-ship (Marina, Emerald)
  - IC Mid-forward** (Lido, Marina, Emerald), Mid-aft (Marina, Emerald)
  - ID Aft** (Riviera, Aloha, Baja, Caribe)
  - IE Forward** (Riviera, Aloha, Baja, Caribe, Dolphin), Aft (Marina)
  - IF Forward** (Lido, Marina, Emerald)
  - IG Fully Accessible** stateroom, roll-in shower only
  - IH Will accommodate** fourth or fifth person
  - II Will accommodate** third and fourth person
  - IJ Will accommodate** third person
  - IK Balcony door blocked** when upper berth is in use
  - IL Balcony access** when in port only
  - IM Connecting** staterooms



Note: Some areas of the ship are not accessible to wheelchairs and scooters. Distances shown are from the bow (forward) to stern (aft) to the nearest stateroom. Certain stateroom categories may vary in size and configuration by ship. Stateroom views are considered unobstructed. Obstructions do not include certain nautical items like handrails, dividers or ship hardware. For balcony staterooms, the view is determined from the perspective of the balcony railing. Balconies may have either solid steel or glass railings. Upper berth and bed ladder capacities are 250 lbs. Staterooms that can accommodate rollaway beds have two lower berths and one upper berth, and the staterooms can accommodate a fourth berth as a rollaway bed upon request at time of reservation. There are a limited number of rollaway beds per ship, per voyage. Use of rollaway beds restricts cabin space. Call 1.800.774.6237 for more information.

