

**ACCOMMODATIONS SYMBOL LEGEND**

- ★ 2 Twin Beds (convert to King) and Single Sofa Bed
- 2 Twin Beds (convert to King) and 1 Upper Pullman
- ◀ Connecting staterooms (ideal for families and groups of friends)
- ◻ 2 Twin Beds (convert to King) and 2 Upper Pullmans

- 2 Twin Beds (convert to King), Single Sofa Bed and 1 Upper Pullman
- ◁ Connecting staterooms (ideal for families and groups of friends)
- U Unisex Wheelchair Accessible Restroom

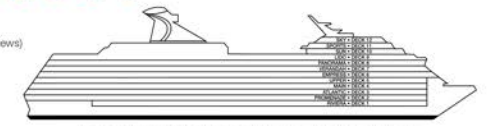
- 4K Staterooms with Picture Window instead of French Door: 4202, 4203, 4205, 4207.
- Ⓜ All accommodations are non-smoking.

Accessible staterooms are available for guests with disabilities. Please contact Guest Access Services at 1-800-438-6744 ext. 70025 for details, or visit <http://www.carnival.com/about-carnival/special-needs.aspx>.

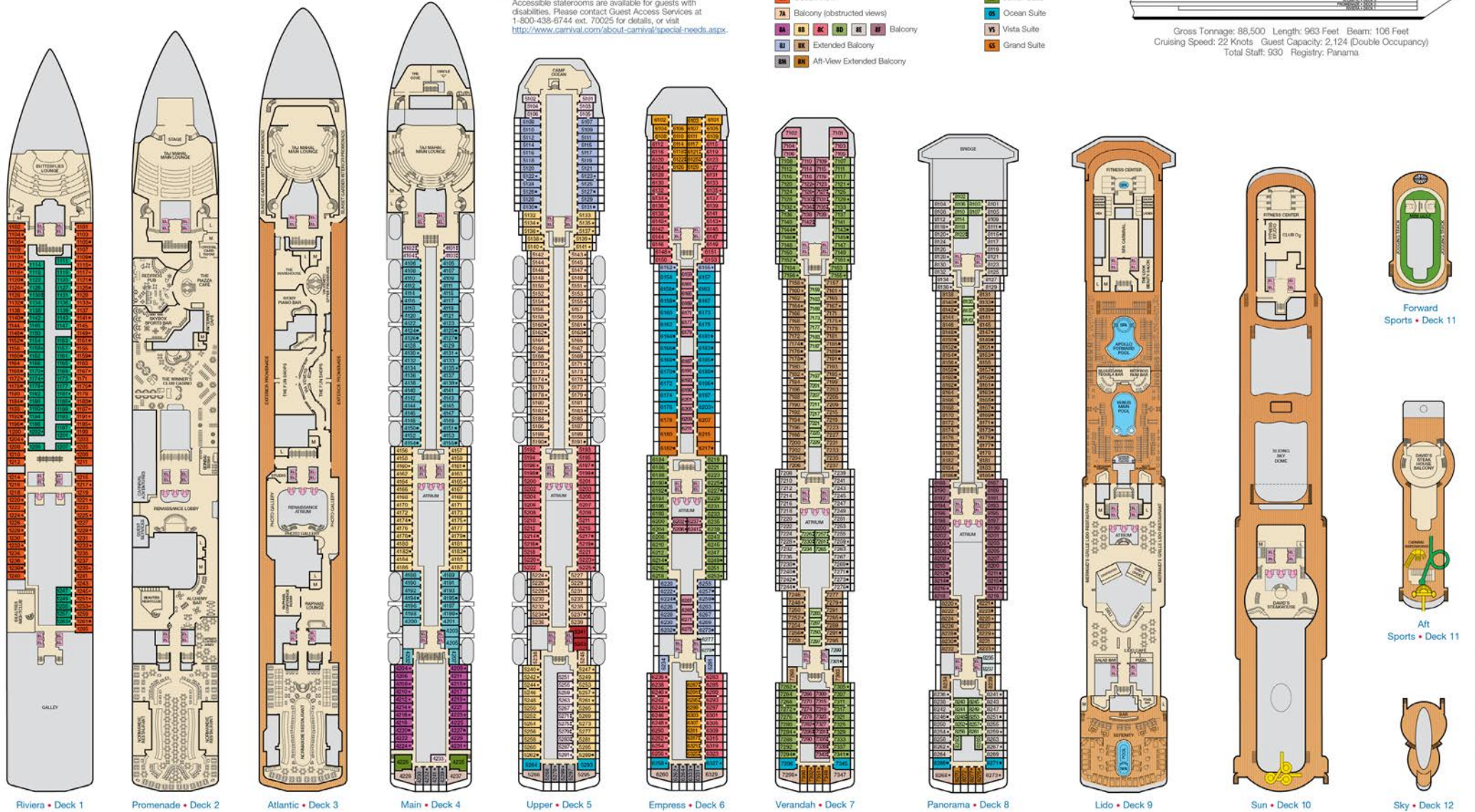
**CATEGORIES**

- 4A Interior
- 4K Interior with Window (obstructed views)
- OA Ocean View
- 7A Balcony (obstructed views)
- 8A Extended Balcony
- 8M AR-View Extended Balcony

- 9A Premium Balcony (obstructed views)
- 9B Premium Balcony
- 9C Junior Suite
- 9S Ocean Suite
- YS Vista Suite
- GS Grand Suite



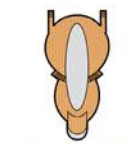
Gross Tonnage: 88,500 Length: 963 Feet Beam: 106 Feet  
Cruising Speed: 22 Knots Guest Capacity: 2,124 (Double Occupancy)  
Total Staff: 930 Registry: Panama



Forward Sports • Deck 11



Aft Sports • Deck 11



Sky • Deck 12